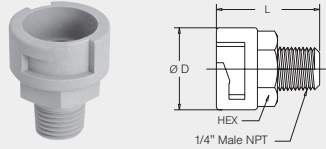


Assembly accessories for nozzle tips or nozzles with female thread

Bayonet quick release system

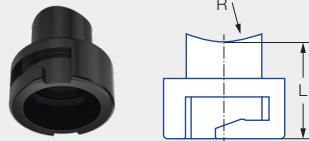


Bayonet threaded nipple



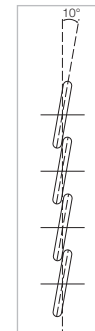
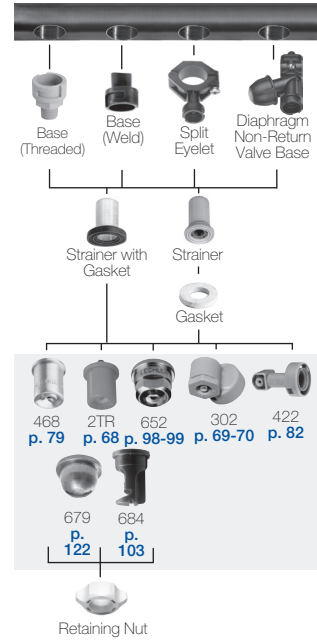
Series	Ordering number			Dimensions [in]			Weight [lb]
	Type	Mat. no.	Connection	L	R	Hex (mm)	
		PP					
302 bay, 422 bay, 2TR, 468, 652, 679, 684	090.075.53.00	●	1/4" Male NPT	1.29	1.02	20	.01

Bayonet welded nipple



Series	Ordering number			Dimensions [in]		Weight [lb]
	Type	Mat. no.		L	R	
		50	53			
		PVC	Polypropylene			
226/2TR/302 bayonet/ 422 bayonet/468/ 652/646/684/679	095.016.xx.08.05¹	●	●	.98	.63	.01

¹ Replace "xx" with the desired material no.



Twist angle to the right in relation to the pipe axis. Twist angle 10°. Other twist angles available on request.

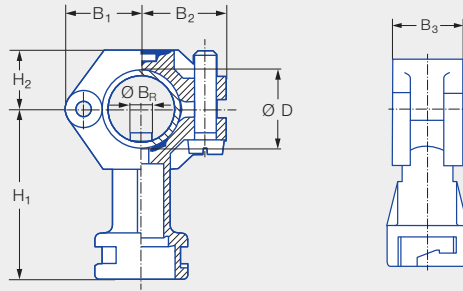
Assembly accessories for nozzle tips or nozzles with female threads. Bayonet quick release system.

Assembly accessories for nozzle tips or nozzles with female thread

Bayonet quick release system



Eyelet clamps with bayonet quick-release system

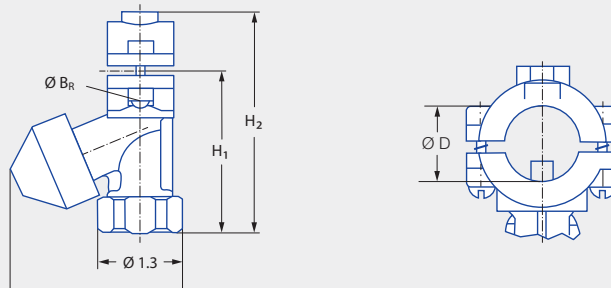


Series	Ordering number				Screw (material)	Pipe Ø	Dimensions [in]							Weight [lb] (Polyamide)		
	Type	Mat. no.					Bayonet	B ₁	B ₂	B ₃	H ₁	H ₂	Ø B _R ¹		Ø B ²	Ø D
		51 Black Polyamide	53 White Polypropylene	5E Blue PVDF												
226/2TR/ 302 bayonet/ 422 bayonet/ 468/652/646/ 684/679	090.003	●	●	●	KA	Stainless steel 304	1/2"	0.83	0.94	0.73	1.95	0.65	0.24	.24-.25	.79-.87	.05
	090.013	●	●	●	KA		3/4"	0.96	1.04	0.87	2.07	0.69	0.30	.30-.31	.98-1.08	.06
	090.023	●	●	●	KA		1"	1.18	1.22	0.87	2.24	0.83	0.42	.42-.43	1.26-1.36	.07

¹ Ø B_R = spigot diameter.

² Ø B = recommended bore diameter.

Diaphragm non-return valve with bayonet quick-release system



Series	Ordering number			Screw (material)	Pipe Ø	Ø D [in]	Pressure [psi]		Dimensions [in]				Weight [lb]
	Type	Mat. no.	Connection				Opening pressure	Closing pressure	H ₁	H ₂	Ø B _R ¹	Ø B ²	
		56 Black POM											
226/2TR/ 302 bayonet/ 422 bayonet/ 468/652/646/ 684/679	065.272	●	KH	Stainless steel 303	1/2"	.78-.86	12	9	2.32	3.31	0.24	.24-.25	.11
	065.272	●	KL		3/4"	.98-1.08	12	9	2.60	3.54	0.38	.38-.39	.12

¹ Ø B_R = spigot diameter.

² Ø B = recommended bore diameter.

Material	Max. temperature [°F]	Max. pressure [psi]
PA, PP, PVDF, POM	149	145
PA, PP, PVDF, POM	176	116
PVDF	212	58

Notice: Please consider the material combination when using bayonet eyelet clamps with bayonet quick-release system nuts. The nuts may be difficult to turn when using different materials.

Assembly accessories for bayonet quick release system



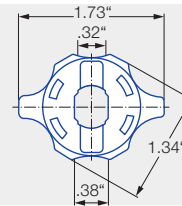
Gaskets



Ordering number	Description		Weight [lb]
Type			
095.015.7J.01.65	Santoprene	Replacement gasket for use with strainer	.016
065.242.73.00.00	Rubber	Replacement gasket	.016

Bayonet quick-release system nuts

Incl. gasket 065.242.73 (material: Rubber)

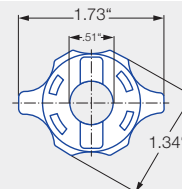


Series	Type	Ordering number			Color	Weight [lb]
		Mat. no.				
		POM	Polypropylene	PVDF		
652/679	065.202.56.00	●			Red	.022
	065.202.53.00		●		Grey	.022
	065.202.5E.00*			●	Blue	.022

*Does not work with 095.075.53.00.0 base includes gasket 065.242.7A (Viton)

Bayonet quick-release system nuts

Incl. gasket 065.242.73 (material: Rubber)



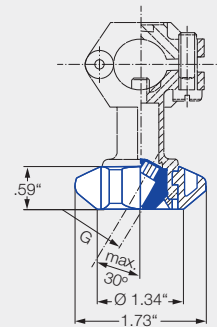
Series	Type	Ordering number		Color	Weight [lb]
		Mat. no.			
		POM	Polypropylene		
226/2TR/ 468/684	065.202.56.11	●		Black	.022
	065.202.53.11		●	Grey	.022

Notice: Please consider the material combination when using bayonet eyelet clamps with bayonet quick-release system nuts. The nuts may be difficult to turn when using different materials.

Assembly accessories for bayonet quick release system



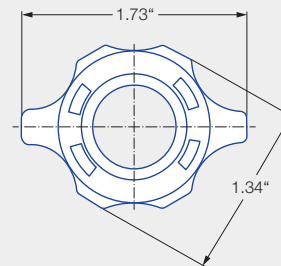
Ball joint for eyelet clamps with bayonet quick-release system



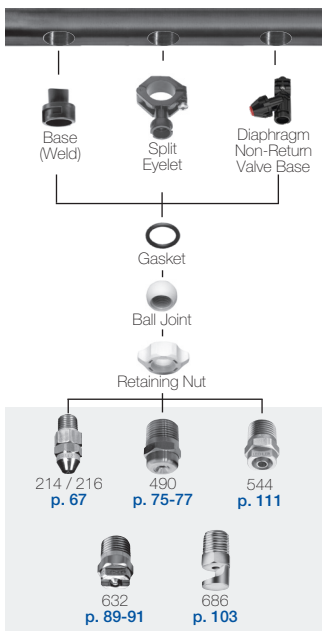
For all nozzles with 1/8" or 1/4" male thread	Ordering number				Color	Weight [oz]
	Type	Mat. no.	Connection			
		PVDF	1/8 BSPP	1/4 BSPP		
Ball joint	092.150	5E	AB	AD	Blue	.064

Bayonet quick-release system nut for ball joint

Incl. O-ring
Ordering no. 095.015.7C.04.16.0
(material: 72 NBR 872)



For all nozzles with 1/8" or 1/4" male thread	Ordering number		Color	Weight [oz]
	Type	Mat. no.		
		PVDF		
Quick-release system nut	092.150.5E.00	●	Blue	.16



Assembly accessories for bayonet quick release system — male threaded nozzles.

Max. temperature [°F]	Max. pressure [psi]
149	145
176	116
212	58

Ordering Type + Material no. + Code = Ordering no.
example: 092.150 + 5E + AB = 092.150.5E.AB