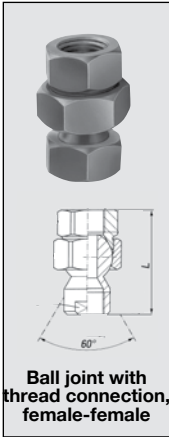




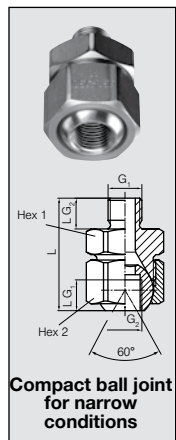
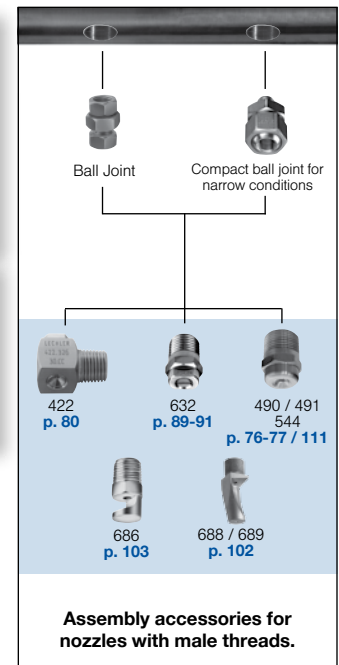
Assembly accessories for nozzles with male threads

Ball joints



For series	Ordering no.			Dimensions (in.)						Weight (Brass) lb.
	Type	Material no.		Inlet	Outlet	D ₁	D ₂	Largest HEX	L	
		303 SS	Brass							
422 490 544 632 686 688	092. 010. xx. BB. BB	16	30	1/8" Female NPT	1/8" Female NPT	-	-	7/8	1.70	.09
	092. 020. xx. BD. BD	16	30	1/4" Female NPT	1/4" Female NPT	-	-	1-1/16	2.37	.13
	092. 030. xx. BF. BF	16	30	3/8" Female NPT	3/8" Female NPT	-	-	1-1/8	2.23	.18

Example Type + Material no. (xx) = Ordering no.
for ordering: 092. 010. xx. BB. BB + 16 = 092. 010. 16. BB. BB



For series	Ordering no.				Dimensions (in.)							Weight (Brass) lb.
	Type	Material no.		Connection	G ₁	G ₂	LG ₁	LG ₂	L	Hex ₁	Hex ₂	
		303 SS	Brass									
For all nozzles with 1/8" thread	092. 010	16	30	BA	1/8	1/8	.31	.31	1.15	.87	.94	2.5
For all nozzles with 1/4" thread	092. 024	16	30	BC	1/4	1/4	.47	.47	1.73	1.06	1.06	4.9
For all nozzles with 3/8" thread	092. 030	16	30	BE	3/8	3/8	.47	.47	1.73	1.06	1.18	5.6

Example Type + Material no. + Conn. = Ordering no.
for ordering: 092. 265 + 16 + KA = 092. 265. 16. BA