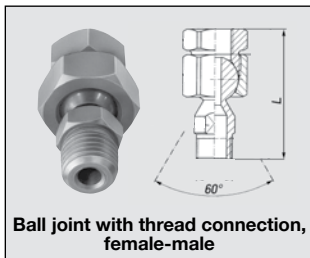




Assembly accessories for nozzle tips or nozzles with female threads

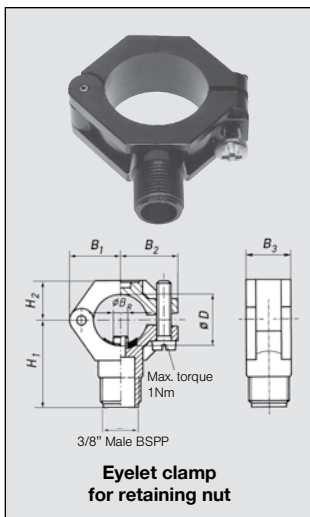
Ball joints



For series	Ordering no.			Dimensions (in.)							Weight (Brass) lb.
	Type	Material no.			Inlet	Outlet	D ₁	D ₂	Largest HEX	L	
		303 SS/316 SS	303 SS	Brass							
2TR 302 468 652 679 684	092. 022. xx. BE. BD	-	○	-	1/4" Female NPT	3/8" Male NPT	-	-	1-1/16	2.51	.18
	091. 124. xx. BE. BF	-	○	○	3/8" Female NPT	3/8" Male NPT	-	-	1-1/8	2.10	.19

Example Type + Material no. (xx) = Ordering no.
 for ordering: **092. 022. xx. BE. BD** + **16** = **092. 022. 16. BE. BD**

Split eyelet



For series	Ordering no.			Screw (Material)	Dimensions (in.)										Weight (Nylon)
	Type	Material no. (Color)			Pipe ø	Drill hole diameter	B _R * ø	B ^{**} ø	B ₁	B ₂	B ₃	H ₁	H ₂		
		51 Nylon (Black)	53 PP (Clear)											5E PVDf (Blue)	
2TR 302 468 652 679 684	090. 053	○	○	○	303 SS	3/8"	1/4"	.24	.24	.75	.87	.73	1.36	.57	.05
	090. 003	○	○	○		1/2"	1/4"	.24	.25	.84	.94	.73	1.44	.65	.05
	090. 013	○	○	○		3/4"	5/16"	.31	.31	.96	1.05	.87	1.56	.69	.06
	090. 023	○	○	○		1"	7/16"	.42	.43	1.18	1.22	.87	1.73	.83	.07
	090. 033	○	○	○		1 1/4"	1/2"	.51	.51	1.34	1.40	.99	1.89	.99	.09

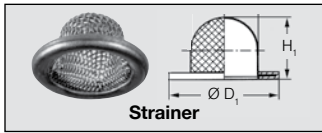
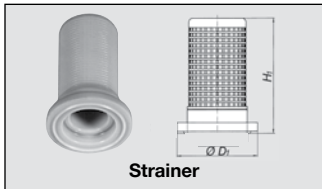
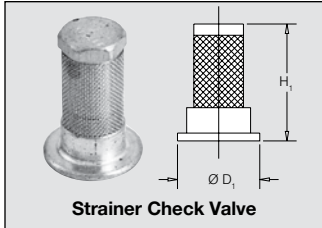
B_R*ø = Spigot diameter
 B^{**}ø = Recommended bore diameter

Example Type + Material no. = Ordering no.
 for ordering: **090. 053** + **51** = **090. 053. 51**



Assembly accessories for nozzle tips or nozzles with female threads

Strainers



For series	Valve option	Ordering no.				Color	Opening pressure (psi)	Dimensions (in.)				Weight (Brass) lb.
		Type	Material no.					Mesh size	Mesh opening	H ₁	D ₁	
			26 Monel	30 Brass	56 POM							
xxx.32x-xxx.44x	With check valve	065. 265	-	-	○	Blue	8	50	.011	.81	.58	.004
		065. 266	-	-	○	Red	8	24	.026	.81	.58	.004
xxx.32x-xxx.44x	No check valve	065. 257	-	-	○	Blue	-	50	.011	.81	.58	.004
		065. 256	-	-	○	Red	-	24	.026	.81	.58	.004
xxx.48x-xxx.56x	No check valve	065. 252	○	-	-	-	-	80	.007	.31	.58	.004

Example Type + Material no. = Ordering no.
for ordering: 065. 260 + 30 = 065. 260. 30

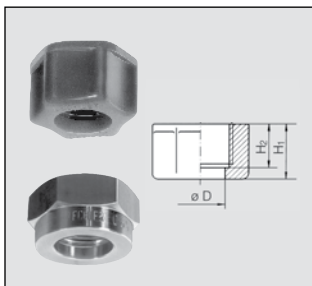
For series	For nozzle size	Ordering no.					Dimensions (in.)	
		Type	Material no.				D	Weight (oz.)
			55 PTFE	71 Copper-filled fiber	72 Aramid fiber	73 Soft rubber		
468/652 679/684	retaining nut 3/8" and 11/16"	065. 240	○	-	○	○	.59	.005
656/657	retaining nut 3/4"	065. 640	-	-	○	-	.94	.018

Example Type + Material no. = Ordering no.
for ordering: 065. 240 + 55 = 065. 240. 55

Gaskets



Retaining nuts



For series	Type	Ordering no.						Dimensions (in.)				Weight (Brass) lb.	
		Material no.						For thread	H ₁	H ₂	D		Hex
		16 303 SS	17 316SS	1Y 316L SS	30 Brass	56 POM	5E PVDF						
2TR 468 548*	065. 200	○	○	-	○	○	○	3/8" BSPP	.57	.40	.50	.87	.06
652 660 679 684	069. 000	○	-	○	○	-	-	11/16"-16	.57	.40	.50	.87	.06
656/664	065. 600	○	○	-	○	-	○	3/4" BSPP	.63	.51	.79	1.26	.13

Example Type + Material no. = Ordering no.
for ordering: 065. 200 + 17 = 065. 200. 17

* POM and PVDF not recommended for nuts for Series 548, High Pressure Tips.