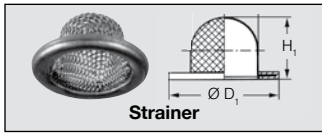
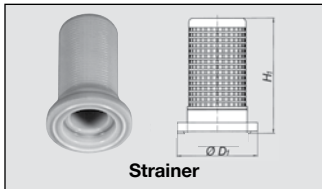
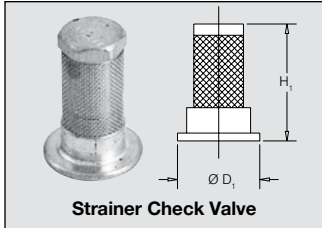




# Assembly accessories for nozzle tips or nozzles with female threads

## Strainers



For series	Valve option	Ordering no.				Color	Opening pressure (psi)	Dimensions (in.)				Weight (Brass) lb.
		Type	Material no.					Mesh size	Mesh opening	H <sub>1</sub>	D <sub>1</sub>	
			26 Monel	30 Brass	56 POM							
xxx.32x-xxx.44x	With check valve	065. 265	-	-	○	Blue	8	50	.011	.81	.58	.004
		065. 266	-	-	○	Red	8	24	.026	.81	.58	.004
xxx.32x-xxx.44x	No check valve	065. 257	-	-	○	Blue	-	50	.011	.81	.58	.004
		065. 256	-	-	○	Red	-	24	.026	.81	.58	.004
xxx.48x-xxx.56x	No check valve	065. 252	○	-	-	-	-	80	.007	.31	.58	.004

**Example** Type + Material no. = Ordering no.  
**for ordering:** 065. 260 + 30 = 065. 260. 30

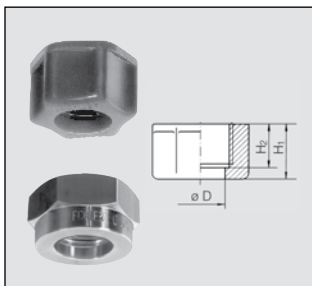
For series	For nozzle size	Ordering no.					Dimensions (in.)	
		Type	Material no.				D	Weight (oz.)
			55 PTFE	71 Copper-filled fiber	72 Aramid fiber	73 Soft rubber		
468/652 679/684	retaining nut 3/8" and 11/16"	065. 240	○	-	○	○	.59	.005
656/657	retaining nut 3/4"	065. 640	-	-	○	-	.94	.018

**Example** Type + Material no. = Ordering no.  
**for ordering:** 065. 240 + 55 = 065. 240. 55

## Gaskets



## Retaining nuts



For series	Type	Ordering no.						Dimensions (in.)				Weight (Brass) lb.	
		Material no.						For thread	H <sub>1</sub>	H <sub>2</sub>	D		Hex
		16 303 SS	17 316SS	1Y 316L SS	30 Brass	56 POM	5E PVDF						
2TR 468 548*	065. 200	○	○	-	○	○	○	3/8" BSPP	.57	.40	.50	.87	.06
652 660 679 684	069. 000	○	-	○	○	-	-	11/16"-16	.57	.40	.50	.87	.06
656/664	065. 600	○	○	-	○	-	○	3/4" BSPP	.63	.51	.79	1.26	.13

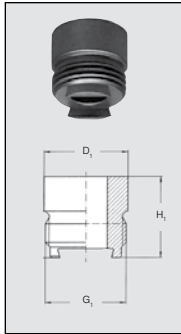
**Example** Type + Material no. = Ordering no.  
**for ordering:** 065. 200 + 17 = 065. 200. 17

\* POM and PVDF not recommended for nuts for Series 548, High Pressure Tips.



## Assembly accessories for dovetail nozzles

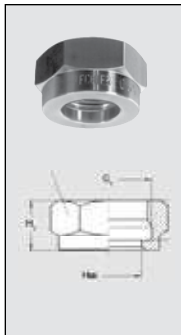
### Dovetail nipples



For series	Ordering no.			Dimensions (in.)				Weight (Brass) lb.	
	Type	Material no.			For thread G <sub>1</sub>	H <sub>1</sub>	D <sub>1</sub>		Hex
		303 SS 16	316 SS 17	Brass 30					
660	<b>066. 011</b>	-	○	-	3/8" BSPP	.71	.65	-	.05
664/665	<b>066. 410</b>	-	○	-	3/4" BSPP	1.06	1.10	-	.14

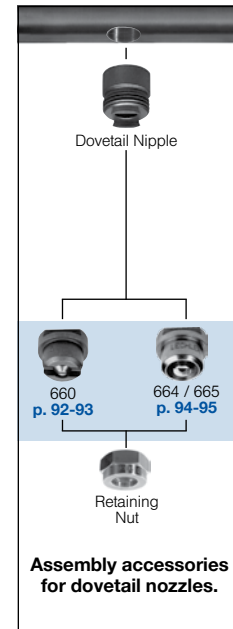
**Example**    Type    +    Material no.    =    Ordering no.  
**for ordering:**    066. 410    +    17    =    066. 410. 17

### Retaining nuts



For series	Ordering no.			Dimensions (in.)				Weight (Brass) lb.	
	Type	Material no.			For thread G <sub>1</sub>	H <sub>1</sub>	D <sub>1</sub>		Hex
		303 SS 16	316 SS 17	Brass 30					
660	<b>065. 200</b>	○	○	○	3/8" BSPP	.51	-	1/2"	.06
664/665	<b>065. 600</b>	○	○	○	3/4" BSPP	.51	-	1 1/4"	.13

**Example**    Type    +    Material no.    =    Ordering no.  
**for ordering:**    065. 200    +    17    =    065. 200. 17



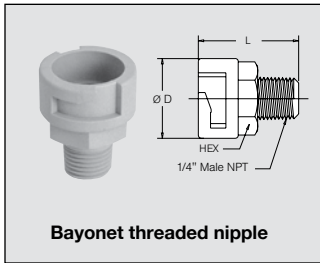
**Assembly accessories for dovetail nozzles.**

Dovetail nozzles have an automatic alignment guide which requires a matching dovetail base. Once the base is set, the nozzle can be removed and replaced without need to readjust the alignment. Nozzle is secured to the base with a retaining nut.

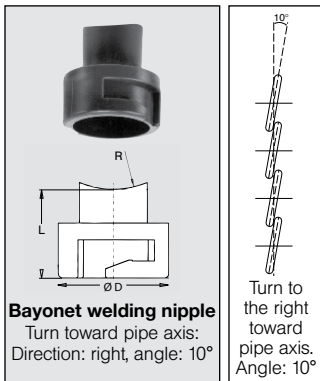


# Assembly accessories for nozzle tips or nozzles with female threads Bayonet quick release system

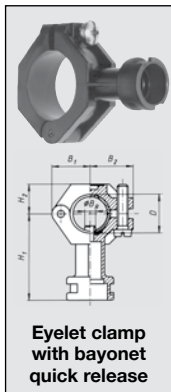
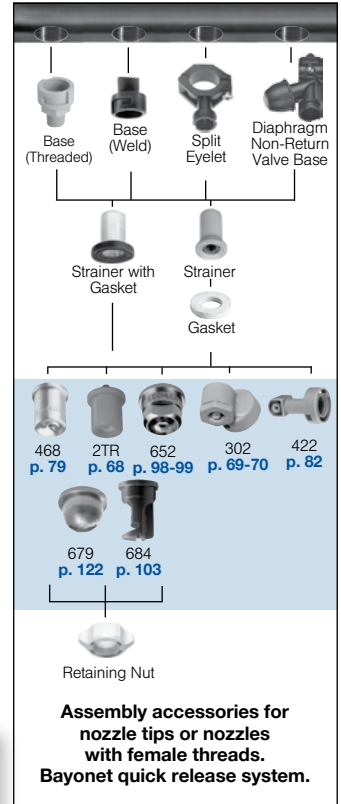
## Bayonet bases (split eyelets, diaphragm non-return valve, threaded nipple, and welding nipple)



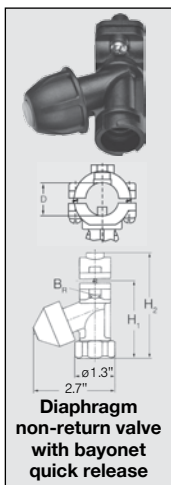
For series	Ordering no.	Material	Conn.	Dimensions (in.)			Weight (lb.)
				L	D	HEX	
302 bay, 422 bay, 2TR 468 652 679 684	<b>090. 075. 53. 00</b>	PP	1/4" Male NPT	1.29	1.02	13/16	.01



For series	Ordering no.	Material	Dimensions (in.)			Weight (lb.)
			L	R	D	
302 bay, 422 bay, 2TR 468 652 679 684	<b>095. 016. 53. 08. 05</b>	PVC	.98	.63	1.02	.01
	<b>095. 016. 50. 08. 05</b>	PP	.98	.63	1.02	.01



For series	Type	Ordering no.				Conn.	Screw (Material)	Pipe ø	Drill hole diameter	Opening pressure (psi)	Closing pressure (psi)	Dimensions (in.)						Weight (lb.)
		Material no. (Color)										B <sub>R</sub> * ø	B** ø	B <sub>1</sub>	B <sub>2</sub>	B <sub>3</sub>		
		51	53	5E	56													
302 bay, 422 bay, 2TR 468 652 679 684	<b>090. 003</b>	○	○	○	-	KA	304 SS	9/32"	-	-	1.95	.65	.24	.25	.84	.94	.73	.05
	<b>090. 013</b>	○	○	○	-	KA	304 SS	3/4"	5/16"	-	2.07	.69	.31	.31	.97	1.04	.87	.06
	<b>090. 023</b>	○	○	○	-	KA	304 SS	7/16"	-	-	2.25	.83	.42	.43	1.18	1.22	.87	.07



302 bay, 422 bay, 2TR 468 652 679 684	<b>065. 272</b>	-	-	-	○	KH	304 SS	1/2"	1/4"	12	9	2.32	3.31	.24					.11
	<b>065. 272</b>	-	-	-	○	KL	304 SS	3/4"	25/64"	12	9	2.60	3.55	.38					.12

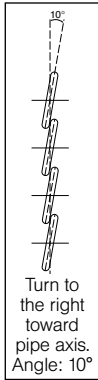
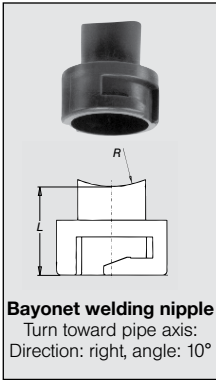
B<sub>R</sub>\* ø = Spigot diameter  
B\*\* ø = Recommended bore diameter

**Example** Type + Material no. + Conn. = Ordering no.  
**for ordering:** 090. 003 + 51 + KA = 090. 003. 51. KA

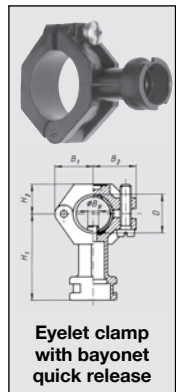


# Assembly accessories for Bayonet quick release system BSPT – male threaded nozzles

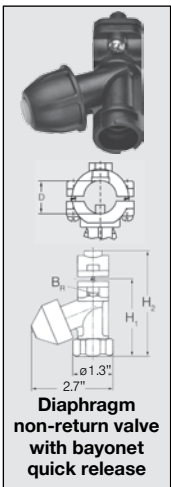
## Bayonet bases (split eyelets, diaphragm non-return valve, and welding nipple)



For series	Ordering no.	Material	Dimensions (in.)			Weight (lb.)
			L	R	D	
302 bay, 422 bay, 2TR 468 652 679 684	<b>095.016.53.08.05</b>	PP	.98	.63	1.02	.01
	<b>095.016.50.08.05</b>	PVC	.98	.63	1.02	.01



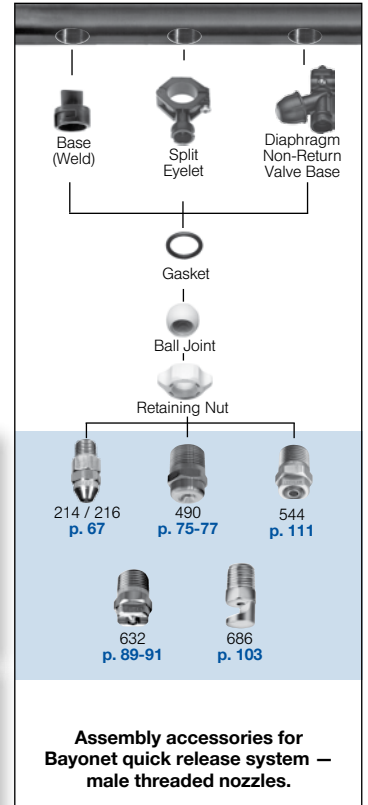
For series	Ordering no.				Conn.	Screw (Material)	Pipe $\phi$	Drill hole diameter	Opening pressure (psi)	Closing pressure (psi)	Dimensions (in.)						Weight (lb.)		
	Type	Material no. (Color)									H <sub>1</sub>	H <sub>2</sub>	B <sub>R</sub> * $\phi$	B** $\phi$	B <sub>1</sub>	B <sub>2</sub>		B <sub>3</sub>	
		51	53	5E															56
302 bay, 422 bay, 2TR 468 652 679 684	<b>090.003</b>	○	○	○	-	KA	303 SS	9/32"	-	-	1.95	.65	.24	.25	.84	.94	.73	.05	
	<b>090.013</b>	○	○	○	-	KA	303 SS	3/4"	5/16"	-	2.07	.69	.31	.31	.97	1.04	.87	.06	
	<b>090.023</b>	○	○	○	-	KA	303 SS	7/16"	-	-	2.25	.83	.42	.43	1.18	1.22	.87	.07	



302 bay, 422 bay, 2TR 468 652 679 684	<b>065.272</b>	-	-	-	○	KH	303 SS	1/2"	1/4"	12	9	2.32	3.31	.24					.11
	<b>065.272</b>	-	-	-	○	KL	303 SS	3/4"	25/64"	12	9	2.60	3.55	.38					.12

B<sub>R</sub>\*  $\phi$  = Spigot diameter  
B\*\*  $\phi$  = Recommended bore diameter

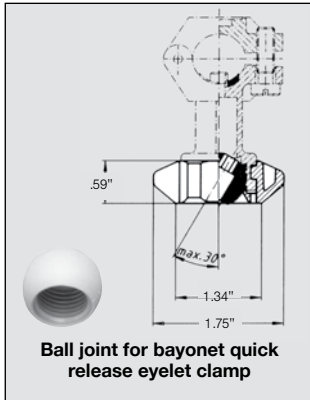
**Example** Type + Material no. + Conn. = Ordering no.  
for ordering: 090.003 + 51 + KA = 090.003.51.KA





## Assembly accessories for Bayonet quick release system BSPT – male threaded nozzles


### Ball joint system for nozzles with 1/8" or 1/4" female thread.



For series	Ordering no.			Color	Weight (oz.)
	Type	Mat. no.	Connection		
			PVDF 5E	Female BSPT 1/8"   1/4"	
For all nozzles with 1/8" or 1/4" female thread	092. 150	○	AB   AD	Blue	.064

**Example**    Type    +    Material no.    +    Conn.    =    Ordering no.  
**for ordering:** 092. 150    +    5E                    +    AB                =    092. 150. 5E. AB

### Retaining nut with gasket for ball joint



For series	Ordering no.	Material	Color	Weight (oz.)
For ball joint	092. 150. 5E. 00	PVDF	Blue	.16