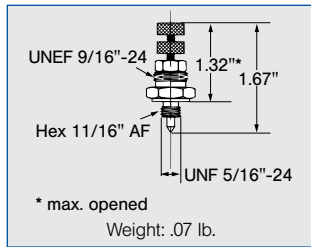
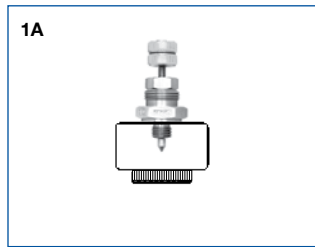




Accessories for the AirMist pneumatic atomizing nozzles Series 136

Regulating device and shut-off needle:

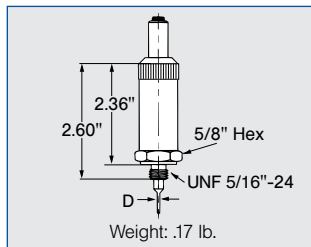
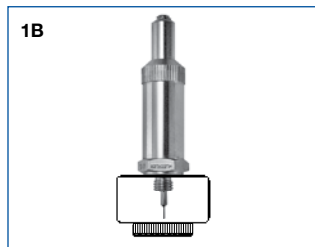
Shuts off flow and controls liquid supply – manually operated



Ordering no.		For all 136 series nozzles
Assembly part no.	Mat. no.	
	303 SS 16	
015. 600	○	

Regulating device with quick-cleaning needle:

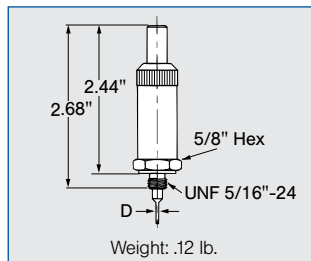

Combines orifice cleaning with liquid flow control – manually operated



Ordering no.		Use the 6th digit to determine appropriate accessory Example: 136.414.1Y.B2	Needle diameter D (in.)	
Assembly part no.	Mat. no.			
	303 SS 16	Brass Nickel Plate 35		
013. 601. xx. 30	○	○	136. xx1. xx. B2	.085
013. 602. xx. 30	○	○	136. xx2. xx. B2	.048
013. 603. xx. 30	○	○	136. xx3. xx. B2	.034
013. 604. xx. 30	○	○	136. xx4. xx. B2	.024
013. 605. xx. 30	○	○	136. xx5. xx. B2	.016
013. 606. xx. 30	○	○	136. xx6. xx. B2	.012

Quick-cleaning device:

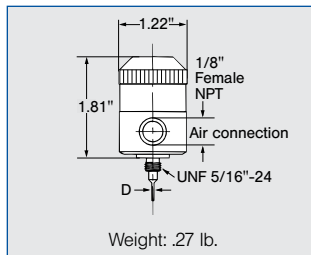
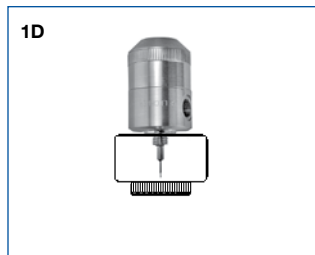
Does orifice cleaning with push-button pin – manually operated



013. 601. xx. 20	○	○	136. xx1. xx. B2	.085
013. 602. xx. 20	○	○	136. xx2. xx. B2	.048
013. 603. xx. 20	○	○	136. xx3. xx. B2	.034
013. 604. xx. 20	○	○	136. xx4. xx. B2	.024
013. 605. xx. 20	○	○	136. xx5. xx. B2	.016
013. 606. xx. 20	○	○	136. xx6. xx. B2	.012

Pneumatically controlled valve:

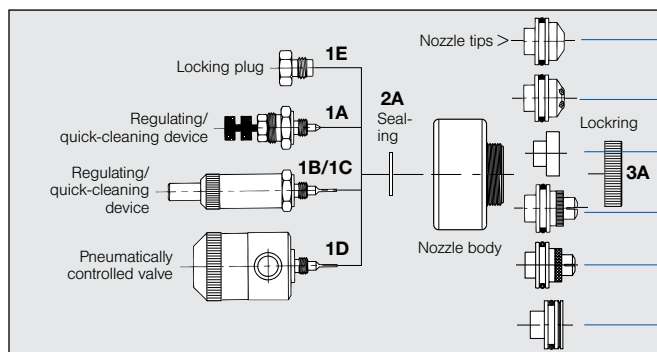
Opening pressure 30 psi, max. 180 cycles/min. Connects to separate air inlet for fast on/off operation – externally controlled



013. 601. xx. 10	○	○	136. xx1. xx. B2	.085
013. 602. xx. 10	○	○	136. xx2. xx. B2	.048
013. 603. xx. 10	○	○	136. xx3. xx. B2	.034
013. 604. xx. 10	○	○	136. xx4. xx. B2	.024
013. 605. xx. 10	○	○	136. xx5. xx. B2	.016
013. 606. xx. 10	○	○	136. xx6. xx. B2	.012

Example **Type** + **Material no. (xx)** = **Ordering no.**
for ordering: 013. 602. xx. 20 + 16 = 013. 602. 16. 20

- 1E** for Series 136/166
Locking plug
136. 000. 1Y. 00. 04
- 2A** for Series 136
Seal
095. 015. 7A. 03. 04
- 3A** for Series 136/166
Lockring
136. 000. 1Y. 00. 07



Nozzle tips*

- Series 136.1/166.1
136. xxx. 1Y. 00. 03
- Series 136.2/166.2
136. xxx. 1Y. 00. 03
- Series 136.3/166.3
136. xxx. 1Y. 00. 03
- Series 136.4/166.4
136. xxx. 1Y. 00. 03
- Series 136.5/166.5
136. xxx. 1Y. 00. 03
- Series 136.6/166.6
136. xxx. 1Y. 00. 03

* Use the 3 digits from the full nozzle assembly for the spare tip part number
Example:
136.414.17B2

