



Rotating cleaning nozzle “XactClean® HP” Series 5S2 / 5S3

Series 5S2 / 5S3

Specially developed flat fan nozzles provide high impact and uniform cleaning for the XactClean® HP. The controlled rotation ensures that the XactClean® HP works extremely efficient. Thanks to the robust drive unit the XactClean® HP is very reliable and ensures increased operation liability. It is available in various spray angles and flow rates and is also compatible with the Lechler rotating monitoring sensor.

FDA
compliant



To see video

Scan the QR-code
or go to:
www.LechlerUSA.com

Max. tank diameter [ft]	0	5	10	15	20	25
-------------------------	---	---	----	----	----	----

Materials
316L SS, 316 SS, 632 SS,
PEEK, PEEK ESD (ATEX
version only), PTFE,
Zirconium oxide, EPDM

Max. temperature
203°F/ 95°C

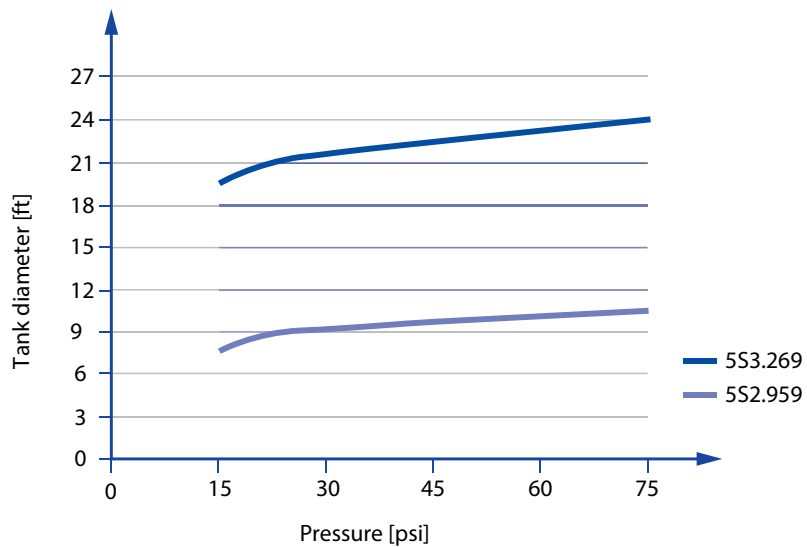
**Recommended
operating pressure**
75 psi

Installation
Operates in every
direction

Filtration
Line strainer with
a mesh size of
0.3 mm/50 mesh

Bearing
Double ball bearing

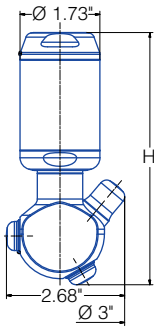
**Rotation
monitoring sensor**
Sensor compatible,
Info: see page 58



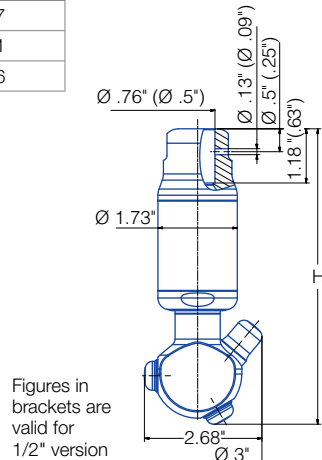
Overview of the tank diameter, depending upon the pressure of series 5S2 / 5S3

Nozzle dimensions [in]

Connection	H
BF	5.83
BH	5.87
BL	5.47
BN	5.47
TF05 (T5)	5.91
TF07 (T7)	6.46



Female thread



Figures in brackets are valid for 1/2" version

Slip-on connection
ASME - BPE 1997 (OD-Tube)

Example of ordering with ATEX approval.

Unit group / category / zones:

II 1 GD c IIB TX

Specific operating instructions TX:

T_a 4°C to 120°C

T_{medium} 4°C to 95°C



Example Type + Connection = Ordering no.
of ordering: 5S2.955.1Y.XX.EX + BF = 5S2.955.1Y.BF.EX

Attention: For the ATEX version of the slip-on-connection, the code for the connection changes.

1/2" slip-on: T5 3/4" slip-on: T7

Example of ordering slip-on connection:
5S2.955.1Y.T5.EX

Example of ordering with FDA and (EG) 1935/2004 conform.

All Materials are suitable for contact with food.



Example Type + Connection = Ordering no.
of ordering: 5S2.955.1Y.XX + BF = 5S2.955.1Y.BF

Spray angle	Ordering no.							Free Passage Ø (in.)	Flow Rate (Gallons Per Minute)					Max. tank diameter [ft]
	Type	Connection							liters per minute	30 psi	40 psi	75 psi	145 psi	
		3/8" Female NPT	1/2" Female NPT	3/4" Female NPT	1" Female NPT	1/2" OD Slip-on	3/4" OD Slip-on							
180°	5S2.953.1Y	BF	BH	-	-	TF05 (T5)	-	.08	25	6.6	7.8	10.6	15.1	11.5
	5S3.053.1Y	-	BH	-	-	-	TF07 (T7)	.08	41	10.8	12.8	17.2	24.3	13
	5S3.113.1Y	-	BH	BL	-	-	TF07 (T7)	.08	60	15.9	18.4	24.8	35.1	20
	5S3.183.1Y	-	-	BL	-	-	TF07 (T7)	.08	89	23.5	27.7	37.3	52.6	23
	5S3.233.1Y	-	-	BL	-	-	TF07 (T7)	.08	111	29.3	34.3	46.2	65.5	25
	5S3.263.1Y	-	-	BL	BN	-	TF07 (T7)	.08	135	35.7	41.8	56.3	79.5	26
180°	5S2.954.1Y	BF	BH	-	-	TF05 (T5)	-	.08	25	6.6	7.8	10.6	15.1	11.5
	5S3.054.1Y	-	BH	-	-	-	TF07 (T7)	.08	41	10.8	12.8	17.2	24.3	13
	5S3.114.1Y	-	BH	BL	-	-	TF07 (T7)	.08	60	15.9	18.4	24.8	35.1	20
	5S3.184.1Y	-	-	BL	-	-	TF07 (T7)	.08	89	23.5	27.7	37.3	52.6	23
	5S3.234.1Y	-	-	BL	-	-	TF07 (T7)	.08	111	29.3	34.3	46.2	65.5	25
	5S3.264.1Y	-	-	BL	BN	-	TF07 (T7)	.08	135	35.7	41.8	56.3	79.5	26
270°	5S2.955.1Y	BF	BH	-	-	TF05 (T5)	-	.08	25	6.6	7.8	10.6	15.1	11.5
	5S3.055.1Y	-	BH	-	-	-	TF07 (T7)	.08	41	10.8	12.8	17.2	24.3	13
	5S3.115.1Y	-	BH	BL	-	-	TF07 (T7)	.08	60	15.9	18.4	24.8	35.1	20
	5S3.185.1Y	-	-	BL	-	-	TF07 (T7)	.08	89	23.5	27.7	37.3	52.6	23
	5S3.235.1Y	-	-	BL	-	-	TF07 (T7)	.08	111	29.3	34.3	46.2	65.5	25
	5S3.265.1Y	-	-	BL	BN	-	TF07 (T7)	.08	135	35.7	41.8	56.3	79.5	26
270°	5S2.956.1Y	BF	BH	-	-	TF05 (T5)	-	.08	25	6.6	7.8	10.6	15.1	11.5
	5S3.056.1Y	-	BH	-	-	-	TF07 (T7)	.08	41	10.8	12.8	17.2	24.3	13
	5S3.116.1Y	-	BH	BL	-	-	TF07 (T7)	.08	60	15.9	18.4	24.8	35.1	20
	5S3.186.1Y	-	-	BL	-	-	TF07 (T7)	.08	89	23.5	27.7	37.3	52.6	23
	5S3.236.1Y	-	-	BL	-	-	TF07 (T7)	.08	111	29.3	34.3	46.2	65.5	25
	5S3.266.1Y	-	-	BL	BN	-	TF07 (T7)	.08	135	35.7	41.8	56.3	79.5	26
360°	5S2.959.1Y	BF	BH	-	-	TF05 (T5)	-	.07	25	6.6	7.8	10.6	15.1	11.5
	5S3.059.1Y	-	BH	-	-	-	TF07 (T7)	.08	41	10.8	12.8	17.2	24.3	13
	5S3.119.1Y	-	BH	BL	-	-	TF07 (T7)	.08	60	15.9	18.4	24.8	35.1	20
	5S3.189.1Y	-	-	BL	-	-	TF07 (T7)	.08	89	23.5	27.7	37.3	52.6	23
	5S3.239.1Y	-	-	BL	-	-	TF07 (T7)	.08	111	29.3	34.3	46.2	65.5	25
	5S3.269.1Y	-	-	BL	BN	-	TF07 (T7)	.08	135	35.7	41.8	56.3	79.5	26

The maximum tank diameter shown here applies for the recommended operating pressure and is indicative only. The cleaning result is also affected by the type of soiling.

Information on operation

- Operation with compressed air only for short-term usage. Operation above the recommended operating pressure means higher wear and smaller droplets. This might have adverse effects on the cleaning result.

Slip-on information

- R-clip made of stainless steel AISI 316L is included
Ordering no.:
095.022.1Y.50.60.E (TF07),
095.013.1E.05.59.0 (TF05).
- Depending on diameter of the adapter the flow rate can increase due to leakage between connecting pipe and rotating cleaning nozzle.